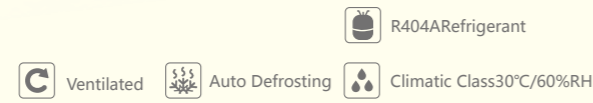


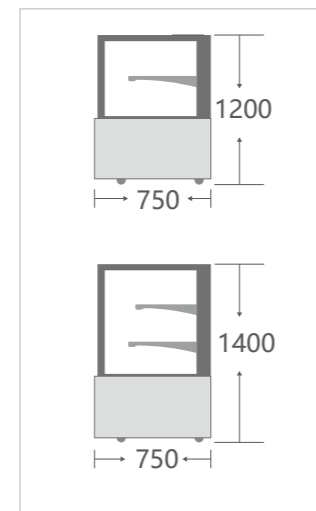
## BAKERY SHOWCASE



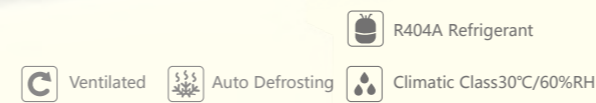
- The front glass adopts 90 degrees splicing glass, good thermal insulation performance, good display effect.
- Internal SUS304 stainless steel.
- Shelf height can be freely adjusted, and can be adjusted by 5 degrees.
- Famous brand compressor and fan for stable and reliable performance.
- Suitable for bakery products like high-grade western pastry, Mousse, etc..



Product Length mm	900 / 1200 / 1500 / 1800 / 2100 / 2400
Product Width mm	750
Product Height mm	1200 / 1400
Shelf	1 / 2
Power(W)	850 / 910 / 1300 / 1500 / 1560 / 1620
Temperature	+2~+8°C
Power Supply	220V/50Hz/1Ph



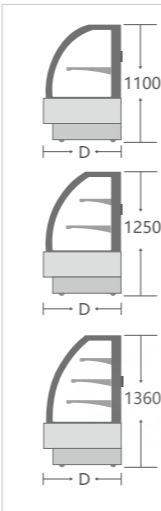
## BAKERY SHOWCASE



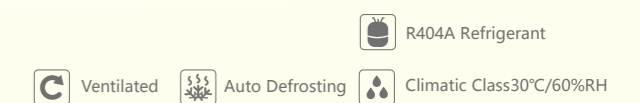
- Curved front glass, streamlined design and aesthetically pleasing.
- Internal SUS304 stainless steel.
- Shelf height can be freely adjusted, and can be adjusted by 5 degrees.
- Famous brand compressor and fan for stable and reliable performance.
- Suitable for bakery products like high-grade western pastry, Mousse, etc..




Product Length mm	900 / 1200 / 1500 / 1800 / 2100 / 2400		
Product Width (D)mm	700 / 800		
Product Height mm	1100 / 1250 / 1360		
Shelf	1	2	3
Power(W)	850 / 910 / 1300 / 1500 / 1560 / 1620		
Temperature	+2~+8°C		
Power Supply	220V/50Hz/1Ph		



## MULTIFUNCTIONAL SHOWCASE



### Applications

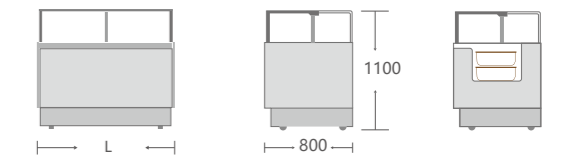


Pastry & Cold Snack  
+2~+8°C Ventiland



Chocolate  
+13~+18°C Ventiland  
50%RH±5 Relative Humidity  
Gelato Cake  
-16~-18°C Ventiland

Dry Heat  
+35~+55°C



### Technical Data

Model	Dimensions:L×D×H(mm)	Power(W)	Temperature(°C)	Voltage V/Ph/Hz
LX09	900×800×1100	450	+2 ~+8°C	220/1/50
LX12	1200×800×1100	894	+2 ~+8°C	220/1/50
LX15	1500×800×1100	1160	+2 ~+8°C	220/1/50
LX18	1800×800×1100	1184	+2 ~+8°C	220/1/50
LX21	2100×800×1100	1560	+2 ~+8°C	220/1/50

## UPRIGHT SHOWCASE



**SWR(F)1370G2**



**SWR(F)680G1**

- Automatic defrost and condensing water evaporation.
- Copper pipe/Aluminum fin evaporator.
- Optional top aluminum alloy light box.
- LED lighting.
- Double glass door with film heater.
- Plug-in type.



**Ascco®**

## BAKERY SHOWCASE



Model	Product Name	Dimensions (mm)	Volume (L)	Temperature (°C)	Power (W)	Voltage V/Ph/Hz
SWR680G1	1 DOOR CHILLER	680×760×2060	386	+2~+8°C	350	220/1/50
SWF680G1	1 DOOR FREEZER	680×760×2060	386	-10~-22°C	800	220/1/50
SWR1370G2	2 DOOR CHILLER	1370×760×2060	856	+2~+8°C	550	220/1/50
SWF1370G2	2 DOOR FREEZER	1370×760×2060	856	-10~-22°C	1400	220/1/50

WFF Refrigeration Sales And Service Sdn Bhd

 [www.wenho.com.my](http://www.wenho.com.my)

 [wffref@yahoo.com](mailto:wffref@yahoo.com)

[www.wenho.com.my](http://www.wenho.com.my)